

**.THE NETHERLANDS
(N E D E R L A N D)****COMMUNICATION**

Concerning ⁽¹⁾:

- approval granted
- ~~approval extended~~
- ~~approval refused~~
- ~~approval withdrawn~~
- ~~production definitely discontinued~~

of a type of mechanical coupling device or component pursuant to Regulation number 55.

Approval number: E4-55R-010854

Extension number: 00

Approval mark:

See example of type plate.

1. Trade name or mark of the device or component : Monoflex
2. Manufacturer's name for the type of device or component : 320103600001
3. Manufacturer's name and address : Monoflex Nordic AB
Nibblegatan 21, Box 14
734 21 Hallstahammar Sweden
4. If applicable, name and address of the manufacturer's representative : Not applicable
5. Alternative supplier's name or trade marks applied to the device or component :
6. Name and address of company or body taking responsibility for the conformity of production : See section 3.
7. Submitted for approval on : 08-01-2016



8. Technical service responsible for conducting approval tests : RDW
P.O. Box 777
2700 AT Zoetermeer, The Netherlands.

9. Brief description :

9.1. Type and class of device or component : Towing bracket , F

9.2. Characteristic values :

9.2.1. Primary values:

D (kN)	U (tonnes)	D _c (kN)	V (kN)	S (kg)
13.40	-	-	-	140

Alternative values:

D (kN)	U (tonnes)	D _c (kN)	V (kN)	S (kg)
-	-	-	-	-

9.3. For class A mechanical coupling devices or components, including towing brackets:

Vehicle manufacturer's maximum permissible vehicle mass : 2765kg, D-value calculated with 2630 kg

Distribution of maximum permissible vehicle mass between the axles : Front axle 1270 kg, Rear axle 1360 kg


Vehicle manufacturer's maximum permissible towable trailer mass : 2700 kg

Vehicle manufacturer's maximum permissible static mass on coupling ball : 140 kg


Maximum mass of the vehicle, with bodywork, in running order, including coolant, oils, fuel, tools and spare wheel (if supplied) but not including driver : 2072 kg


Loading condition under which the tow ball height of a mechanical coupling device fitted to category M1 vehicles is to be measured – see paragraph 2 of annex 7, appendix 1 : Mass according to Annex 7 - Appendix 1, section 2.1

9.4. For class B coupling heads, is the coupling head intended to be fitted to an unbraked trailer : ~~Yes / no~~ / not applicable



- 10. Instructions for the attachment of the coupling device or component type to the vehicle and photographs or drawings of the mounting points given by the vehicle manufacturer : See documentation.
- 11. Information on the fitting of any special reinforcing brackets or plates or spacing components necessary for the attachment of the coupling device or component : See fitting instructions.
- 12. Additional information where the use of the coupling device or component is restricted to special types of vehicles – see annex 5, paragraph 3.4.: : See fitting instructions.
- 13. For Class K hook type couplings, details of the drawbar eyes suitable for use with the particular hook type : Not applicable
- 14. Date of test report : 25-05-2016
- 15. Number of test report : RDW-55R-0040316
- 16. Approval mark position : On type plate
- 17. Reason(s) for extension of approval : Not applicable
- 18. Approval : granted/~~extended/refused/withdrawn~~⁽¹⁾
- 19. Place : Zoetermeer
- 20. Date : 25-05-2016
- 21. Signature :



 X. van den Berg
 

22. The list of documents deposited with the Administration Service which has granted the approval:

- Instructions for fitting and/or use : 15 page(s)
- Technical drawings of the coupling device : 11 page(s)
- Example of type plate. : 1 page(s)
- Fixing points drawing made by the vehicle manufacturer : 1 page(s) +

Total : 28 page(s)

Remark(s):



⁽¹⁾ Strike out what does not apply.